

First record of *Novocrania turbinata* (Poli, 1795) (Brachiopoda, Craniata, Craniidae) from the Chafarinas Islands

Primera cita de *Novocrania turbinata* (Poli, 1795) (Brachiopoda, Craniata, Craniidae) en las Islas Chafarinas

L. SÁNCHEZ-TOCINO & J. M. TIERNO DE FIGUEROA

Departamento de Zoología. Facultad de Ciencias. Universidad de Granada. 18071, Granada, España. E-mail: lstocino@ugr.es, jmtdef@ugr.es

Recibido el 3 de octubre de 2013. Aceptado el 26 de noviembre de 2013.

ISSN: 1130-4251 (2013), vol. 24, 189-192

The brachiopod genus *Novocrania* Lee & Brunton, 2001 includes two species in the Mediterranean Sea, *N. anomala* (Müller, 1776) and *N. turbinata* (Poli, 1795), the latter re-validated as a species by Brunton (1989) and Logan & Long (2001) (Logan *et al.*, 2004). Both species can be distinguished, among some other characters, by the calcification of the ventral valve: well calcified in *N. turbinata* and usually barely so or not calcified in *N. anomala* (Logan & Long, 2001; Álvarez *et al.*, 2005). Besides, the relative development and placement of the dorsal valve muscle scars can be useful in the species recognition: with subdued anterior adductor scars, prominent brachial protractors divided medially, and distinct crescent-shaped brachial retractors in *N. anomala* and elevated anterior adductor muscle scars, obscure brachial protractor scars on a spike-like ridge, and indistinct brachial retractor scars in *N. turbinata* (Fig. 1) (Logan & Long, 2001; Álvarez *et al.*, 2005; Logan *et al.*, 2007). Both species occur in NE Atlantic and Mediterranean waters, including the Alborán Sea (Logan *et al.*, 2004; Álvarez *et al.*, 2005).

During a sampling campaign in the Chafarinas Islands (Alboran Sea, SW Mediterranean) (Fig. 2), three individuals of *N. turbinata* (Fig. 1) were collected from a boulder (they were cemented to the underside of the boulder) by scuba diving at 2 meters depth (September 23th, 2013). *Novocrania turbinata* inhabits both shallow and deep waters (Álvarez *et al.* 2005) cemented to cave walls and roofs, boulders and coralligène (Logan

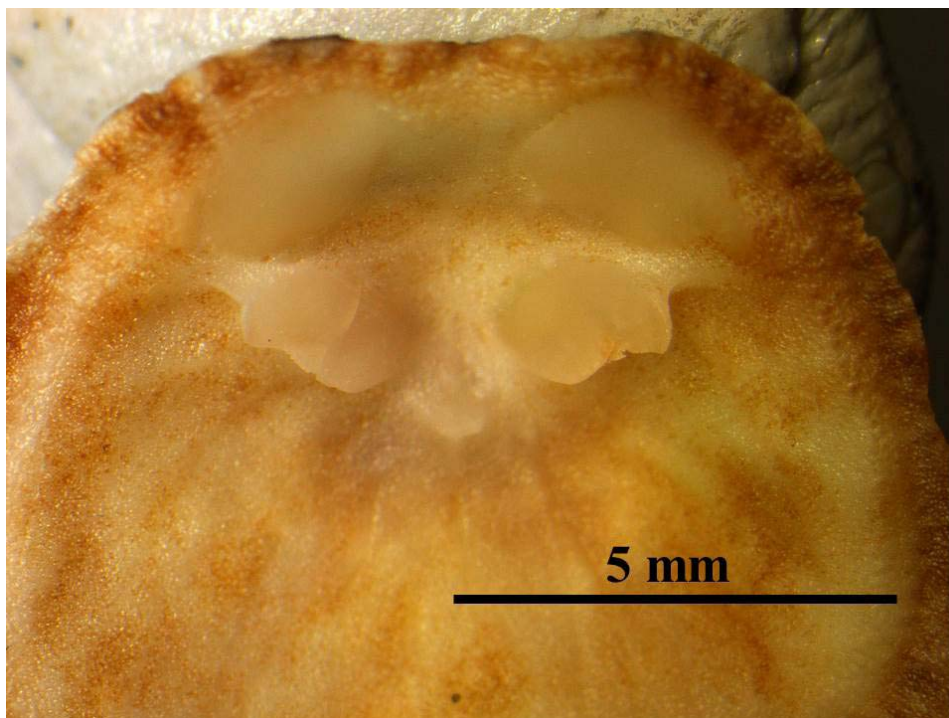


Fig. 1.—Detail of the muscle scars at the interior part of the dorsal valve of *Novocrania turbinata*. Individual collected in the Chafarinas Islands.

Fig. 1.—Detalle de las impresiones musculares del interior de la valva dorsal de *Novocrania turbinata*. Individuo colectado en las Islas Chafarinas.

et al., 2004). This habitat is consistent with that detected in the Chafarinas Islands.

The collection site was located in Playa Larga, Congreso Island, coordinates 35°10'35,24''N; 2°26'23,84''W. The collected individuals were preserved in 96% ethanol. Other specimens were photographed in their environment (Fig. 3).

Collected individuals were transported to the laboratory where they were identified and photographed under the binocular microscope and measured using a micrometer inserted into the eyepiece of the binocular microscope (0.01 mm accuracy). The maximum lengths of the collected individuals were 12.3, 12.4 and 13.5 mm, slightly larger than the size usually pointed out for *N. turbinata* (10.5 mm, Álvarez *et al.* 2005).

This is the first record of a brachiopod species from the Chafarinas Islands.

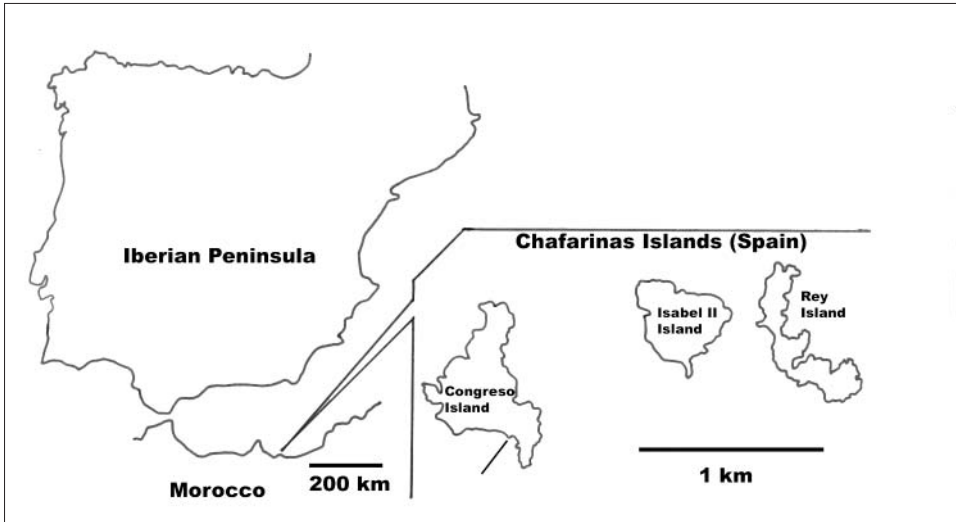


Fig. 2.—Map of the Chafarinas Islands.

Fig. 2.—Mapa de las Islas Chafarinas.




Fig. 3.—*Novocrania turbinata* in its natural environment in the Chafarinas Islands.

Fig. 3.—*Novocrania turbinata* en su ambiente natural en las Islas Chafarinas.

ACKNOWLEDGMENTS

The authors thank Dr. Antonio Checa for his help and the two referees (D. Diego A. García Ramos and an anonymous one) for their valuable comments.

REFERENCES

- ÁLVAREZ, F., EMIG, C. C., ROLDÁN, C. & VIÉITEZ, J. M. 2005. *Lophophorata, Phoronidea, Brachiopoda*. En: *Fauna Ibérica*, Vol. 27. Ramos, M. A. et al. (eds.). Museo Nacional de Ciencias Naturales. CSIC. Madrid. 276 pp.
- BRUNTON, C. H. C. 1989. Some brachiopods from the eastern Mediterranean Sea. *Israel Journal of Zoology*, 35: 151-169.
- LOGAN, A., BIANCHI, C. N., MORRI, C. & ZIBROWIUS, H. 2004. The present-day Mediterranean brachiopod fauna: diversity, life habits, biogeography and paleobiogeography. In: ROS, J. D., PACKARD, T. T., GILI, J. M., PRETUS, J. L. & BLASCO, D. (editors). *Biological Oceanography at the turn off the Millenium*. *Scientia Marina*, 68 (Suppl. 1): 163-170.
- LOGAN, A. & LONG, S. L. 2001. Shell morphology and geographical distribution of *Neocrania* (Brachiopoda, Recent) in the eastern North Atlantic and Mediterranean Sea. In: BRUNTON, C. H. C., COCKS, L. R. M. & LONG, S. L. (editors). *Brachiopods past and present*. The Systematics Association Special Volume series, 63: 71-79. Taylor and Francis. London & New York.
- LOGAN, A., WIRTZ, P. & SWINNEN, F. 2007. New record of *Novocrania* (Brachiopoda, Craniida) from Madeira, with notes on Recent brachiopod occurrences in the Macaronesian archipelagos. *Arquipélago. Life and Marine Sciences*, 24: 17-22.